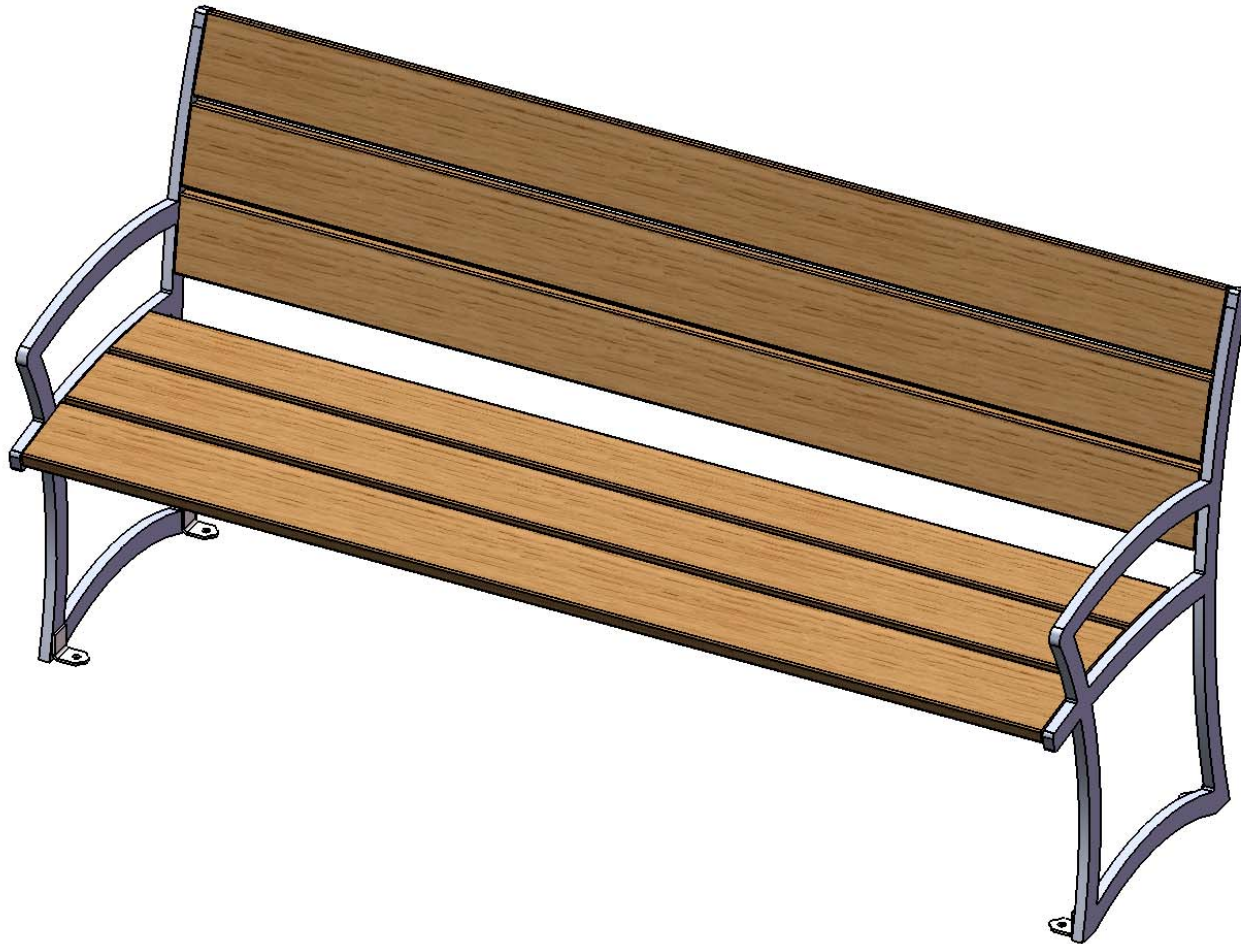




A PLAYCORE Company



Model # 71-I6



A PLAYCORE Company

1675 Locust Street  
Red Bud, IL 62278  
Phone: 618-282-8200  
Fax: 618-282-8202

## **WARRANTY & TERMS**

**WARRANTY: 5 Year Limited Warranty on Thermoplastic coated elements.** Ultra Play guarantees all items for one full year to be free of defects in workmanship or materials when installed and maintained properly. We agree to repair or replace, any items determined to be defective. Items specifically not covered by this warranty include vandalism, man made or natural disasters, lack of maintenance, normal weathering or wear and tear due to public abuse.

Damages or loss in transit is the responsibility of the carrier, whether visible or concealed. It is the responsibility of the recipient to assure that the order is received complete. Before signing the delivery receipt, inspect the shipment immediately and completely. Note any damages or shortages on the bill of lading. Damage reports must be filed within 5 days. Ultra Play is NOT responsible for damages or loss in transit. Title to all goods passes to the customer at the time of shipment. Ultra Play will assist in filing claims if the freight arrangements were made by Ultra Play at your request.

**CANCELLATIONS AND RETURNS:** Cancellations are only accepted with approval of Ultra Play. No merchandise shall be returned without a Return Goods Authorization number which is issued by customer service. Any authorized merchandise must be carefully packed and received in saleable condition. A restocking charge of up to 25% will be applied to all returned goods when the error is not the fault of Ultra Play. All returns must be shipped freight prepaid.



A PLAYCORE Company

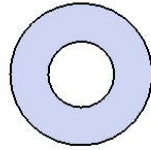
## **SAFETY WARNINGS & EQUIPMENT INSPECTION**

- Owners and installers please note these safety warnings and make use of this checklist on a regular basis.
- Follow installation instructions when erecting equipment.
- Ground surfaces around equipment should be restored as needed. Concrete footings should never be exposed. Surface depth should comply with ASTM and CPSC specifications.
- Check for and repair damage caused by wear or vandalism, a major factor in injury causing situations.
- All protruding bolts should be covered or cut off and finished smooth. Sharp edges on pipes should be capped or removed. Check for bent, broken, or severely worn pipe, and replace.
- All equipment should be free of rust and repainted whenever necessary to deter rusting.
- We provide our customers with layout sheets and installation instructions. Please keep on file the specifications sheet that contains the listing of every part used.
- Never add components not intended for use with this product.
- Regular maintenance is necessary in this and all park and recreational equipment to insure the safety of the user.
- Note: Proper maintenance of equipment requires regular tightening of all bolts, nuts, and setscrews.
- Note: Regular checking of all parts, castings, etc. should be made. If a part is broken or worn, it should be replaced immediately.
- Check to be sure all fittings are tight and that bars and pipes do not move.
- Replace all worn S-hooks. S-hooks must be completely closed. Failure to close S-hooks can result in serious injury to the user. NEVER reuse S-hooks.
- Test for free movement of swing hanger and other moving attached parts.
- Check for worn chains and replace them.
- A soft resilient surface should be placed under all swings extending at least twice the height of the top rail both front and back.

# HARDWARE



5/16" x 1" Lag Bolt



5/16" Flat Washer

# ULTRA SITE PRODUCT SPECIFICATIONS

## 71-I6 PORTABLE BENCH WITH BACK

**Seats:** Seats are made from 1-1/4" x 6" Ipe wood. Reinforced with 7 gauge thick support ribs. Legs are fabricated from 3/4" steel plate with 7 gauge attachment plates. Mounting plates shall be made from 7 gauge steel. All electrically MIG welded.

**Coating:** Steel is sandblasted to near white condition. Coated with zinc rich epoxy primer and top coated with electrostatic powder coat, oven cured. Ipe wood is sealed on each end to prevent splitting and stained with a wood finish.

**Hardware:** Hardware shall be stainless steel.

**Dimensions:** 6' portable bench with back. Seats are 18" wide x 72" long. Seat height is 18-3/4" from the ground to the top of the seat. The overall dimensions are 73-1/2" x 26-5/16" x 36-1/4"

**Recommended Surface Mount Hardware:** 3/8" x 3-1/2" Concrete Expansion Anchor Bolts (Not Included)

**IPE Wood Care and Maintenance** to be applied twice a year.

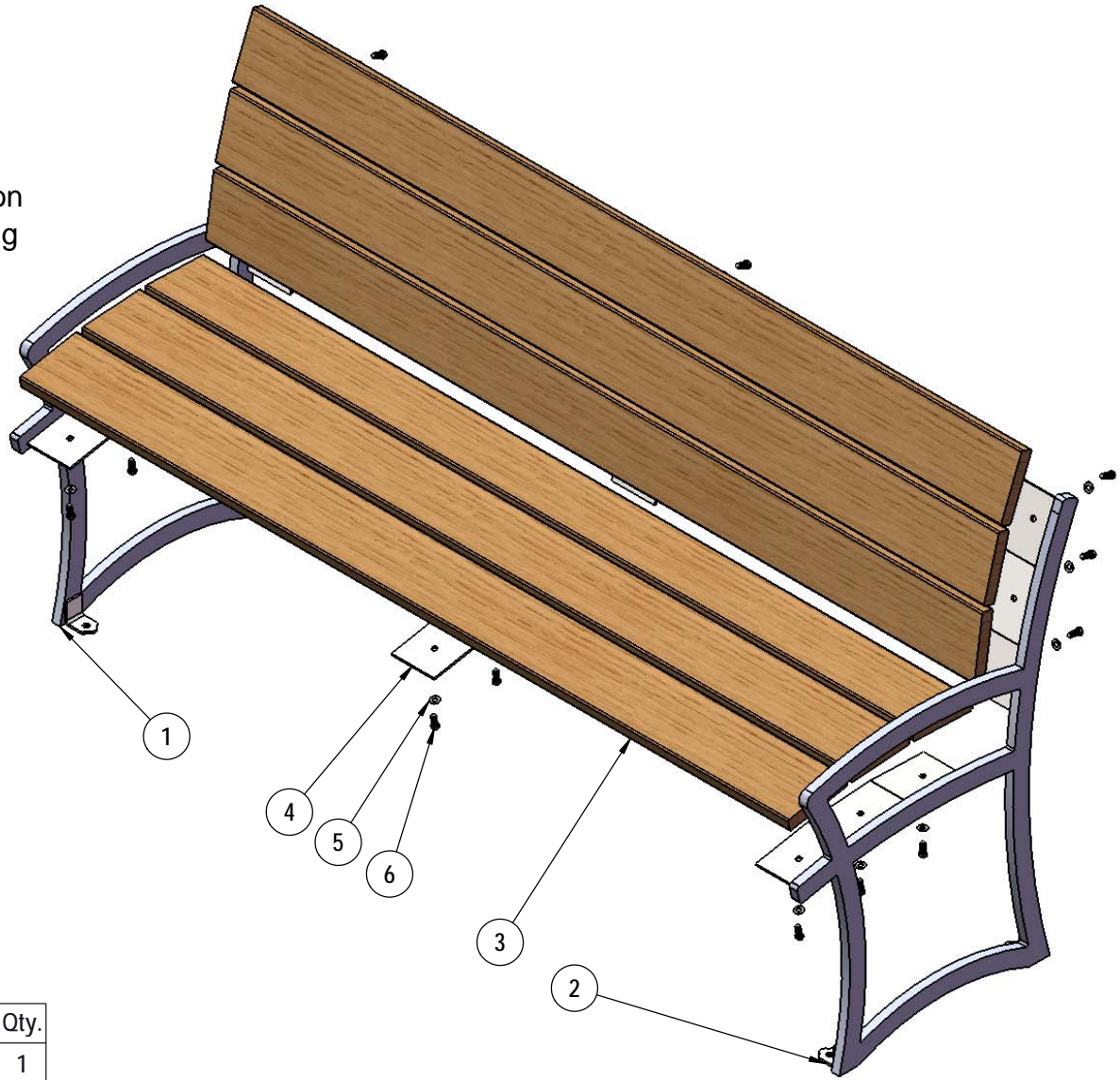
Step 1.) Wash boards with a deck cleaner or IPE cleaner.

Step 2.) After boards are dry, Lightly sand and dust off boards. Before applying stain be sure wood is dry and free of sawdust or dirt.

Step 3.) Apply a new coat of stain per manufacturer's recommendations. We recommend using Penofin© Hardwood Formula.

# OVERALL DIMENSIONS

Attach the Ipe Wood Planks to the Madison Endframes and the Attachment Plate using the specified hardware.



ITEM NO.	PartNo	DESCRIPTION	Qty.
1	01-01-0653	madison w/ back RH endframe wood-welded	1
2	01-01-0654	madison w/ back LH endframe wood-welded	1
3	01-01-0644	5/4" x 6" x 6' long ipe bench plank	6
4	01-01-0655	madison w/ back wood attachment plate	2
5	33-02-0007	5/16" SS Washer	18
6	33-05-0067	5/16" x 1" lag bolt, SS	18

**WARNING:** Overtightening of lag bolts can cause damage to lumber.



# OVERALL DIMENSIONS

